

PCB Separator MAESTRO 4M



Separating of aluminum-boards on request

Picture: MAESTRO 4M

MAESTRO 4M separates both small and large PCBs fast and economically. To optimize operation, the separation length can be programmed with the control keys.

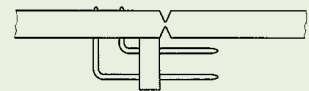
Safe Operation

The PCB is placed with its pre-scored groove onto the linear blade. When the foot switch is pressed, the blade carrier with the circular blade moves across the PCB, separating it into individual units.

The clearance between the upper guide and the linear blade is adjustable to ensure that the PCB is only separated in the pre-scored groove. The table can be continuously adjusted with the rotary knob whenever required while the rest can be adjusted in three steps to the most suitable working position.

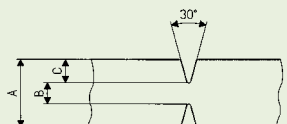


If components project above the groove, the linear blade needs to be cut out. In such a case, contact us.




PCB thickness A	0.8 - 3.2 mm
Remaining PCB thickness B	typical 1/3 of Dim. A, max. 0.8 mm
Depth of scoring C	min. 0.25 mm
Increase in external dimensions after separation	0.1 - 0.2 mm

The pre-scored grooves can be interrupted by cutouts with a length of up to approx. 5 mm.



PCB Separator MAESTRO 4M



MAESTRO 4M/450
MAESTRO 4M/450 clean

Component height at the edge on the PCB max. 40 mm.

clean-Version

MAESTRO 4M clean is prepared mechanically for dust extraction to remove dust particles with special linear blade.



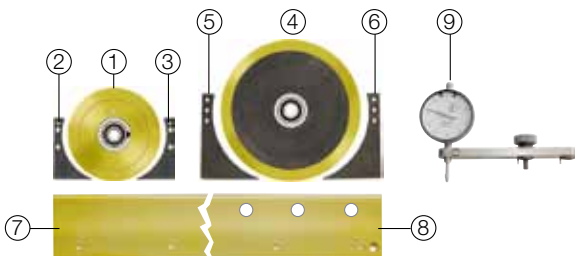
MAESTRO 4M/70/370
MAESTRO 4M/70/520

Component height at the edge on the PCB max. 70 mm



Sideways transport of separated boards

Sideways transport of singled boards. No overlapping of separated boards. Stop of the boards by sensor barrier on the end of the conveyor. Transport length adjustable in 50 mm steps.



Technical data PCB Separator	
Separation type	Component side circular blade Solder side linear blade
Operation	Optimized motor driven
Separation speed	300/500 mm/s
Mains voltage	230/115 V~ 50 - 60 Hz
Earthing stud	Ø 10 mm
Operating temperature	10 - 35° C
Storage/transport temp.	-20 - 50° C
Humidity, not condensing	10 - 85%
Safety regulations	CE, FCC class A
Technical data Conveyor Belt	
Material of conveyor belt	Antistatic
Direction of belt travel	To the right
Belt speed	5/6/7/8/9 m/min.
Light barrier	Can be activated for belt stoppage
Safety regulations	CE, FCC class A
width of belt	170 mm
Weight	14 kg
Maximum height of components next to the groove	
Table	5 - 35
Conveyor belt	5 - 17

Part No.	Descriptions	Length of device	Hight of device	Separation length	Component height before the groove	Component height behind the groove	max. board depth	Weight in kg
		F	G	J	K			
8933955	MAESTRO 4M/450	702	434	450	40	34	200	38
8933950	MAESTRO 4M/450 clean	702	434	450	40	34	200	39
8933960	MAESTRO 4M/600	852	434	600	40	34	200	46
8933965	MAESTRO 4M/70/370	702	492	370	70	64	200	40
8933905	MAESTRO 4M/70/520	852	492	520	70	64	200	48
8931240	Conveyor belt 450	1200					200	
8932150	Conveyor belt 600	1350					200	

Pos.	Part No.	Consumables	PU
1	8930509.001	Upper circular blade	1
2	8930603.001	Guide 2 up to serial no. 1999	1
2	8936615.001	Guide 2 from serial no. 2000	1
3	8930602.001	Guide 1 up to serial no. 1999	1
3	8936614.001	Guide 1 from serial no. 2000	1
4	8933933.001	Circular blade passage height 70 m	1
5	8930756.001	Guide 2/70	1
6	8930755.001	Guide 1/70	1
7	8933394.001	Linear blade 450/370	1
7	8933682.001	Linear blade 600/520	1
8	8933931.001	Linear blade 450/370 clean	1
Pos.	Part No.	Accessories	PU
9	8970208.001	Dial gauge for MAESTRO 3/4M	1